


You WILL Turnover... 



TRICKS FROM KYLE MACNEILL!



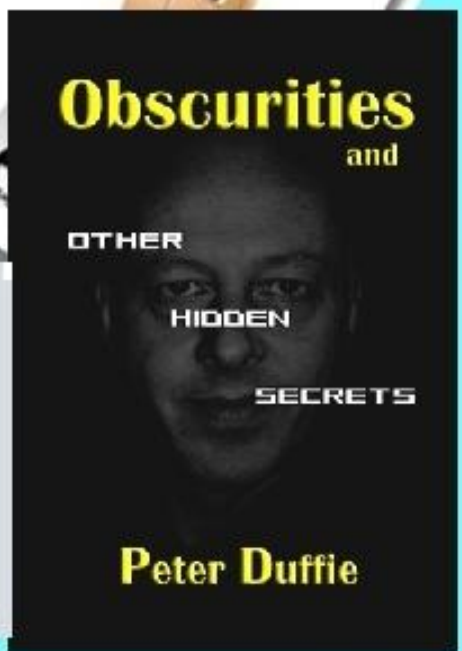

BLACKPOOL CONVENTION REVIEW!



HIGH SPOTS REVIEW!



DAVID DEVLIN SHARES A GREAT TRICK!



THE KING OF EBOOKS - WE INTERVIEW THE LEGENDARY PETER DUFFIE!



COMPETITIONS!



Introduction

Hi all,

Welcome to the 2nd Issue of Magic E – Magazine –
The Double Magazine!

In this issue you will find:

- An Interview with legend; Peter Duffie!
- A trick from me; Kyle MacNeill!
- A trick from David Devlin!
- A review of Blackpool Magic Convention 2011!
- A review of High Spots by Caleb Wiles!
- A Competition!

Enjoy!

Its jam – packed with loads of great magical goodies, including tricks, reviews, interviews, competitions, and more!

Please send any feedback either on the thread on the Cafe', or send it to Kyle@MacNeill-family.freeserve.co.uk

Please send any letters, competition entries or tricks to the same address!

Thanks,

Kyle MacNeill, February 2011

Interview with Peter Duffie

In this issue, we catch up with magic legend Peter Duffie. Enjoy!

1. Now we all have some sort of moment of astonishment, or some sort of event or happening, which gets us magicians into the art of magic.

When and why did you start?

I first became fascinated by magic at the age of eight after my uncle showed me some magic tricks using cards, coins, matches and chalk. But it was the cards that held my deepest interest.

2. You have many great, critically acclaimed products on the magic market, which is your favourite and why?

A difficult question. When someone asks me, "What's your favourite trick (meaning one of my own)?" I usually say, "The last one I worked out." My greatest pleasure is working out the trick - I then show it about - then I publish it. Of my marketed tricks, at the moment I am carrying Pronto-Print and Spirit Level in my wallet.

3. Who is your biggest magic inspiration?



Spirit Level; Peter Duffie's marketed trick.

Roy Walton. Roy is one of the most intelligent people I know. When I first met Alex Elmsley in the early 1970's - I immediately realised why he and Roy were close friends. They are/were both great thinkers without an ego. Roy enthuses at other people's achievements and his generosity towards others is remarkable.

Other people who I met and had a profound influence on me, include: Gordon Bruce, Andy Galloway, Tommy Frederick, Fred Robinson, Dave Campbell, Eric Mason, Ken Brooke, Peter Kane, Alex Elmsley, Pat Page, Phil Goldstein, Gene Maze, Richard Kaufman and Dai Vernon.

4. If you could pick one principle or trick that you wished you had created, what would it be?

The Zig Zag Lady! The principle that Robert Harbin devised for this masterpiece permanently changed the way we think about illusions. And, I love good illusions. Harbin achieved what his predecessors failed to, and that is he brought grand illusion from the stage to the cabaret floor, where the illusions could be performed surrounded.

Interview with Peter Duffie

5. From your Diary tricks to your card tricks, you have quite a wide range of magic. Which is your favourite genre?

I like plots that can seem to have endless possibilities. The diary effect is one. I also like the Lie Detector plot, and The Collectors. I also like effects where blank cards magically print and vice-versa.

6. On the subject of Ebooks, what is your view on this medium of magic?

Well, I prefer hard copy literature. But today's printing costs, coupled with a huge drop in sales of hard copy books, has seen the preference for ebooks soar in the magical community. The main worry here is that technology is changing so rapidly that I fear today's PDF books (and other formats) will become obsolete as new formats become the standard. This also applies to DVD.

7. What is the best bit of advice or a favourite quote you have ever been given, concerning magic?

The advice that Dai Vernon popularized: "Be natural." This could mean either, be yourself, or – execute your moves in a natural manner. Both interpretations make solid advice.

8. What, in your opinion, is the most fun bit about the magic world?

Once you remove the idiots, the magic world is a fun and fascinating place to inhabit. The great thing about magic is that the learning process never stops. The bad thing about it, though, is that the more you learn, the less you get fooled. Being fooled is what got me into magic, and when it happens, it's a great feeling.

9. Finally, to wrap things up, can you give us any info on your next release?

There may be a new packet trick (or two) soon. However, I am planning two DVDs: one on card switches (this might fall into the Move Mastery series – or it may not), and a DVD featuring hidden gems from the Daley Notebooks. I would also like to compile and produce a Mind Blasters USA!

You can find all of Peter Duffie's products on his website:
www.peterduffie.com/

High Spots by Caleb Wiles

The Information

High Spots is the debut book by Caleb Wiles, a card magician from Indianapolis, America.

High Spots contains 11 commercial effects and one move – a substitute to the double undercut. It is produced by Vanishing Inc, and has received rave reviews from some of the most prominent names in magic


The Review

High Spots was one of the many collections of material that I purchased at the Blackpool Convention in the past weekend. I picked it up knowing that it received some very positive reviews, and was looking forward to reading it greatly.

I read the beautiful booklet – and I was astonished! All of the material is SO commercial, SO fun to perform, and very modern in its method and in its presentation.

Here are some of my highlights:

1. Reswindled – A version of Paul Harris' Reset. It is simply fantastic! In my opinion, (and in Paul Harris') it is superior to Paul's original version, due to it having an extra kicker of magic. It is SO clean, can be done impromptu, and is visual and streamlined.



You can find all of Caleb's products, and his biography, at <http://www.calebwilesmagic.com/>

10/10.

2. Crystal Cut – This is a really nice false cut, that is flourished, but not overly so. It is deceptive, and easy to perform! 8/10.

3. Offbeat Aces – A really nice, clean visual production of the 4 Aces, where 4 indifferent cards turn into the Aces one by one. It's very nice, though does require a table. 7.5/10.

4. IDeck – A very magical routine, based around a 'robot deck'. Very clever and very fun! 8/10.

5. Blackjack Be Quick – A spectator shuffles a pack, fairly and squarely, and yet you find a blackjack hand (Ace and Jack) in one or two seconds! Very clever. 8/10.

Throughout the whole booklet, it reeks quality and commerciality. Everything is clever, and is beautifully produced and written. Crediting is extensive, and you get these 11 effects and the 1 move, for only £12/\$20!

Pick this up now for high quality and simply awesome material that you WILL use!

Las Vegas Passover – David Devlin

David Devlin is a very well known American magician, originally from Texas. He has produced five books and several DVDs on the art of magic, and has received a diploma from the Royal Academy of Magical Arts. Thanks for sending in this great trick David!

Las Vegas Passover

Simon Aronson's Red See Passover is without a doubt one of the scariest card tricks in existence. Two spectators are each handed a deck of cards. One deck is Blue, and the other is Red. Each spectator deals out 12 cards from their packs. The red cards are fanned out, and a spectator merely thinks of one of the cards. The red fan is closed, and the cards are tabled face down. The magician snaps his fingers, and then asks the spectator who dealt out the red cards to count them again. After the cards are recounted it is found that there are now only 11 cards! The blue pile is now counted. There are now 13 cards one of which is a red card! The magician picks up the red pile, and turns the cards face up. The cards are spread out, and the spectator who thought of the card is asked which card is his. Whatever card he names is not found among the 11 cards. The red



Check out all of David Devlin's stuff at:
<http://s2.webstarts.com/DavidDevlin/index.html>

card that is mixed in with the blue cards is now turned face up. It is the thought of card!

This is a great trick! However, I do not like the fact that you hand thirteen gaffed cards to spectators. If you are not 110% clear on what the spectator is supposed to do, they might make a mistake, and expose a gaff. In addition, at the end of the routine, you turn the red card face up instead of the spectator, and you are not "clean". In addition, the reset time is too long (for my work anyway), and the set up is quite extensive.

What I offer here is a non-gaffed, clean trick that accomplishes 95% of the original effect. Because of the fact that this trick uses no gaffed cards of any kind, a couple of small points from the original effect have been sacrificed, but in doing so, a cleaner effect is gained.


The most obvious change is the fact that the spectator cannot just look at the fan of cards, and think of anyone of them. In this case, the card must be forced. In addition, the spectator does not deal the initial pile from the blue deck out. Rather, the performer merely cuts off a small group of cards. This is a very small point, as the spectator will get to count the cards in their hands. Some improved aspects of the trick are gained in that the spectator can turn the red card face up at the end of the routine instead of the performer. In

Las Vegas Passover by David Devlin

addition, because there are no gaffed cards, and because there is minimal sleight-of-hand, there is about a 0.01% chance of getting busted!

Let us begin with the set-up of the two decks. You will need two decks of cards (one red and one blue), and one duplicate red backed card. The duplicate card you use is up to you. I use (and will use in this example) the 9 of Spades. Place the duplicate 9 of Spades 10th from the top in the blue deck. That is the set up of the blue deck. To set up the red deck, just see to it that the nine of Spades is among the top 10 cards. That is the entire set up.

Remove the Blue deck from its case. Spread the cards so that the spectator's can see the faces of the cards, and you can see the backs of the cards. Locate the red card, and as you square up the deck, get a break under the card directly below the red card. Casually, cut off all of the cards above the break, and place the rest of the deck aside. Turn the cards face up, and spread the cards not calling attention to the number or identities of the cards. As you spread the cards, locate the nine of Spades, and as you square up the packet get a break under it.



Explain to a spectator that you want her to count the cards in a special way. You want her to count the cards in the same manner in which cards are counted in casinos in Las Vegas. You demonstrate this by taking the top card of the face up packet, turn it face down, and place it on the bottom of the packet. You repeat this with the next card (the 9), but this time you take the next two cards as one, turn them face down, and place them to the bottom of the packet. After you have demonstrated the procedure, give the packet to the spectator, and let her finish counting the cards. She will count ten, although thanks to the “double card” there are really eleven. Have the packet set on the table to your right. This counting procedure is from Paul Harris' Las Vegas Leaper.

Next, remove the red deck, and hand it to a second spectator. Instruct him to deal ten cards into a pile onto the table. This is done, and the duplicate 9 of Spades is now on the bottom of the face down packet.


Have the packet shuffled. While the packet is being shuffled, take back the red deck, and place it in front of you, slightly to your right. After the packet has been shuffled, take it back, turn it face up, and spread the cards to show that they are all different. As you do this, locate the nine of Spades, and

Las Vegas Passover by David Devlin

casually cut it to the top of the packet.

You will now use the Rumba Count to force the 9 onto the spectator. Hold the packet face down, and perform the Rumba Count until the spectator says, "Stop." When you stop the count, show the face down card on top of the packet to the spectator. This will be the nine of Spades. Gather up the red packet, and shuffle it so that the 9 of Spades becomes the bottom card of the face down packet. You now need to get rid of the 9 of Spades. To do this is very simple. All you need to do is the very simple Vernon Addition Move. To do this, hold the packet in your right hand in a Biddle Grip position. Now, right-jog the 9 so that it is nearly palmed in the right hand.

The card is not palmed however. It is merely held by the right hand, so that when the left hand takes the packet by the left long edge, it will not encounter the nine of Spades. Position your right hand above the red deck, and take the packet by



the left long edge as described. As you, do this your right hand with its "semi-palmed" card lowers to a rest on the red deck. The misdirection here is that you are placing the red packet in front of the spectator, telling him to cover it with his hand. The heartbeat after the right hand comes into contact with the red deck, and as the spectator places his hand over the cards, pick up the deck, place it into the box, and set it aside. Now box the blue deck, and place it with the red deck.

Essentially the trick is now over. Just build it up, and let the spectators count their piles, and reveal that the red 9 of Spades has travelled from the red packet to the blue one.

Blackpool Convention 2011 Review

The Review

Last weekend, on both the 19th and 20th February, I was lucky enough to visit the 59th annual Blackpool Magic Convention.

This year, one of the best things was that the council had refurbished the Winter Gardens; hence it looked both stunning and picturesque. In Addition, they also had a large cafe' selling a wide range of food and drink.

The Dealer Showcase this year was also amazing, with over 100 Dealers selling all the best material, including all the latest releases. I picked up lots of stuff, including High Spots (See previous page for review), Route 52 by Steve Reynolds, and Deceptions Volume 1 by Dave Forrest. I also bought ICANDY by Gary Jones and Lee Smith (See next issue for a review).

The Sunday Gala show was great, with most of the acts being very entertaining.

However, the Saturday show was not so good, predominantly because the Compere'



Jay Sankey, one of many brilliant performers at the 2011 convention.

was very rude and insulting. It was a shambles to say the least, because, due to his rude and unfunny material, he was booed off by the disappointed crowd!

The close up sessions were very good, with Jay Sankey and Richard Sanders being absolutely HILARIOUS. All of the acts didn't fail to please, and there was an impressive variety.

Finally, the atmosphere was marvellous, and the lectures were very educational and inspiring. I definitely recommend the world's biggest convention (Blackpool), as it is inspiring, fun, and entertaining.

Superspeed Sandwich by Kyle MacNeill

Superspeed Sandwich

Effect:

The first sandwich effect ever recorded was a version described in *The Magic Wand*, Vol. 7, No. 77, January 1917 by Louis Christianer under the title *The Obedient Card*, page 78.

Here's one of my takes on the Sandwich Plot. This is quirky, fun and VERY quick!

Method:

To set up have 7 of Hearts, 7 of Clubs and 7 of Spades on top, and the 7 of Diamonds in your pocket. Have the Jokers on the table in front of you.

Give the deck a few false shuffles. Now perform a Riffle Force, whereby you riffle the faces to the spectator – (See Figure 1H), and ask them to remember one.



Figure 1H

This is traditionally done with a short card, so if you want the most reliable version make 7 of Clubs a short card. The short card will make the 7 of Hearts be imprinted in their mind. For this method, you can make it better by having the force card in the middle of the

pack. So for this version, crimp the 7 of Hearts, and all 3 cards together in the middle of the pack. After performing the Riffle force, cut the deck at the crimp, to get the cards back on top.

For an Impromptu, gaffless version, have the 3 cards on top, and do a variation on the Riffle force, whereby you simply flick the last card (the 7H), with your thumb a bit more.

It is also the last card, so they usually remember it. This is not as reliable, but impromptu and gaffless.

Once you've done the force either way, explain that the trick will be very quick. Get a break underneath the 7H, and place the Jokers on top.

Steal all 3 cards off the deck. Place the deck down, place the top Joker onto the bottom of the packet. Wave the packet, spreading at the same time, and show their thought of card to be sandwiched in between! Then show the 7D to be in your pocket!

Now get a break under the top 2 cards, place the Jokers on

Superspeed Sandwich by Kyle MacNeill

top, and steal off al 4 cards. Now perform the Noel Stanton Pivot Change (Twirl Change), or Marcus DeSouza's Shapeshifter. There is a lot of material on both of these changes.

Place the 4 card packet back on top, and deal off the final 2 sevens with the other 2 on the table, showing a quick and quirky 4 of a kind!

This trick was first published in my Ebook; Syncopation, which is available at www.Lybrary.com



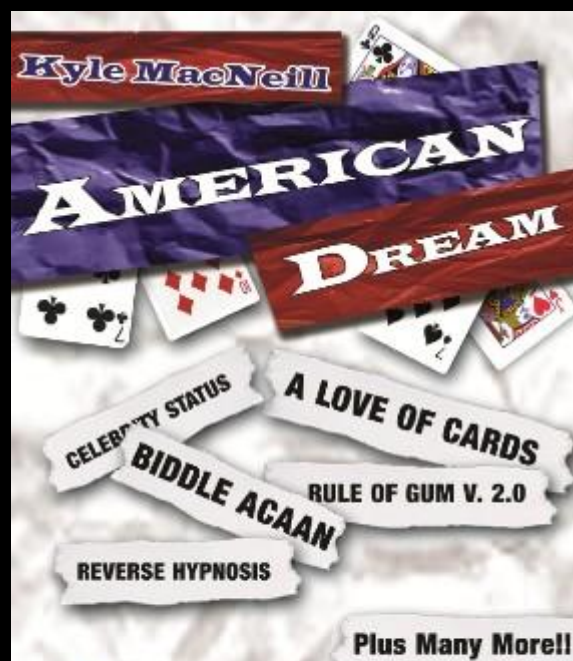
Win a FREE Copy of American Dream Ebook by
Kyle MacNeill

Just send your answer to Kyle@macneill-
family.freeserve

Who created the 'Out to Lunch Principle'?

The first person to send me the correct answer
will receive the Ebook for FREE!

UPDATE: Competition Won. Stay tuned for
more Competitions in next month's issue!



In Next Month's issue:

- An interview with legend Ben Harris!
- More great tricks from various contributors!
- A competition!
- A review of ICANDY by Lee Smith and Gary Jones!
- A new utility sleight!
- An article on magic!
- And much, much more!

And remember; send any tricks, reviews, letters, or articles to

Kyle@macneill-family.freeseve.co.uk