


STICKY TRIP



By Matthew Leatherbarrow

Sticky Trip

By Matthew Leatherbarrow

Effect: The magic-man reaches into his pocket and removes one solitary playing card say for example, the Ace of Diamonds. Draw on the back of this playing card is a rudimentary stickman. The performer goes on to explain that *“the stickman lives on this card, the Ace of Diamonds is his home”*, as this is explained the card is shown clearly on both sides. The performer then goes on to say *“like all other people, Mr Stickman likes to go on holiday”*. With one quick shake the stickman drawing disappears from the back of the Ace of Diamonds which is then placed facedown on the table. The deck of cards is fanned face-up and the performer states *“select a destination for Mr Stickman”*. Any card is then selected from the face-up deck and when the card is turned facedown the stickman image is seen to be drawn on its back. The performer then states *“but Mr Stickman will always go home after his vacation”* with this, the back of the selected card is rubbed against the face of the previously tabled Ace of Diamonds (home). When the cards are separated it is seen that the stickman has somehow magically travelled from the back of the selected card to the face of the Ace of Diamonds. The two cards may be thoroughly examined; finally the Ace of Diamonds with Mr Stickman is put back into the performers' pocket. The audience have indeed witnessed a sticky trip.

Method: For this cute effect you will need (1) A deck of playing cards (2) A single playing card from another deck which has a matching back design to the deck being used (3) A double backed playing card. Prepare the individual card, let's assume it is the Ace of Diamonds, by drawing a stickman in the centre of its face **Fig.1**. Prepare one side of the double backer in the same way.

With the double backer, stickman side uppermost, place the prepared Ace of Diamonds face-up under it. Place both these cards in a convenient pocket, the double backer outermost. This is the onetime setup, providing you have the above cards on your person you can perform this effect anywhere, any time.

To perform, you must first bring the card that match the prepared card to the top of the facedown deck - in this case the Ace of Diamonds. Pretend to look for a card, in the process cut the required card to the top of the deck then change your mind and reach into your pocket removing the two prepared stickman cards. You should remove them with the stickman drawn on the double backer displaying. NOTE the two cards are supposed to be only one card, hold them in such a way that hides the thickness. As you reach into your pocket get a finger break under the top card of the facedown deck. As soon as you have briefly displayed the stickman card place it on top of the deck (still keeping the break) then flip all three cards (the two prepared cards and the regular Ace of Diamonds) over as one. It should appear that you have reached into your pocket, removed a card with a stickman drawn on its back and shown the card to be an Ace of Diamonds.

Flip the three cards (as one) back over then explain about the 'Ace of Diamonds being home and that the stickman likes to go on holiday'. Re-grip only the top two cards then lift them away from the deck and perform the twirl change.

The Twirl Change: Hold the two cards (the double backer, stickman side up, and the face-up prepared Ace of Diamonds) by right thumb on the inner corner and right second

finger on the outer corner as in **Fig.2**. Your right first finger is now free to contact the inner left edge of the two cards and pivot them by 180°. This done under the cover of a larger shaking action (a big action covers a small action) and will create the illusion that the stickman is disappearing.

Momentarily place the two cards (as one) back on top of the facedown deck and say **"Mr Stickman has left home"**. Thumb off only the top card (the prepared Ace of Diamonds) and place it on the table. Next turn the deck face up, spread through the deck being careful not to flash the bottom card, and ask the spectator to **"choose a destination for Mr Stickman"**. Up-jog whichever card is chosen, square-up the deck, pivot the selected card out of the deck (keeping it face-up) then turn the deck face down. Place the face-up selected card onto the top of the facedown deck. Perform a double lift to ostensibly show the stickman on the back of the selection. Flip the double face-up and thumb off the single selected card. Situation Check: you are now holding a face-up regular selected card in your right hand which the audience believes has the stickman drawn on its back, the prepared Ace of Diamonds is still on the table. Pick the Ace of Diamonds up off the table (keeping it facedown in your left hand), using the left edge of the selected card flip the Ace of Diamonds face up. The selected card should follow the Ace of Diamonds until it is on top of the face-up Ace **Fig.3**. Make a rubbing action with the two cards and slowly reveal that the stickman has jumped from the back of the selected card to the face of the Ace of Diamonds. Allow the two cards to be examined then place the Ace facedown on top of the facedown deck and double lift the top two cards, as one, and place them in your pocket. You are totally re-set and the deck is clean.

Figures

Fig.1




Fig.2

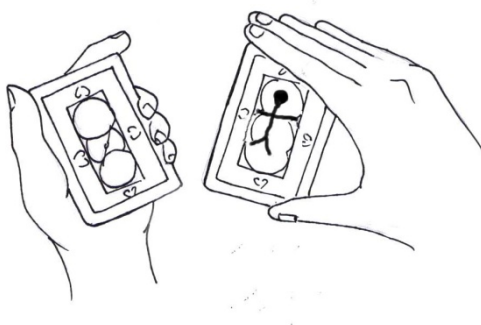
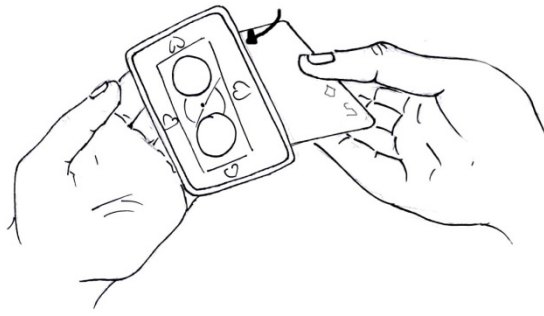


Fig.3



**FOR
MORE
GREAT
MAGIC
VISIT**

www.in-magic.co.uk